

Scaled data based on original data using
LM-79-08 Approved Method: Electrical and Photometric Measurements of Solid-
State Lighting Products

Test Report Prepared for
Cooper Lighting Solutions
(formerly Eaton)

Brand: McGRAW-EDISON

Report Number: P594118

Luminaire Tested: **ISC-PA1C-727-U-5WQ**

Issue Date: 3/22/2022

Test Information

Test Method: LM-79-08
Report Number: P594118
TEST IS SCALED FROM IESNA LM-79-08 TEST DATA (G1-2201-510-14)
Test Lab: INNOVATION CENTER
Issue Date: 3/22/2022
Manufacturer: COOPER LIGHTING SOLUTIONS (FORMERLY EATON)
Product Line: McGRAW-EDISON
Catalog Number: ISC-PA1C-727-U-5WQ
Description: IMPACT ELITE LED CYLINDER LUMINAIRE
(1) 70 CRI, 2700K, 615mA LIGHT ENGINE WITH 24 LEDS AND TYPE V WIDE OPTICS
Light Source: -
Ballast/Driver: ELECTRONIC DRIVER

Summary

Lumens per Lamp: N/A
Luminaire Lumens: 5807 lumens
Efficiency: N/A
Efficacy: 118.8 lumens/watt
Luminous Opening: Rectangular (W 0.75' x L: 0.5' x H: 0')
IES Classification: Type V - Medium
BUG Rating: B3 - U0 - G2

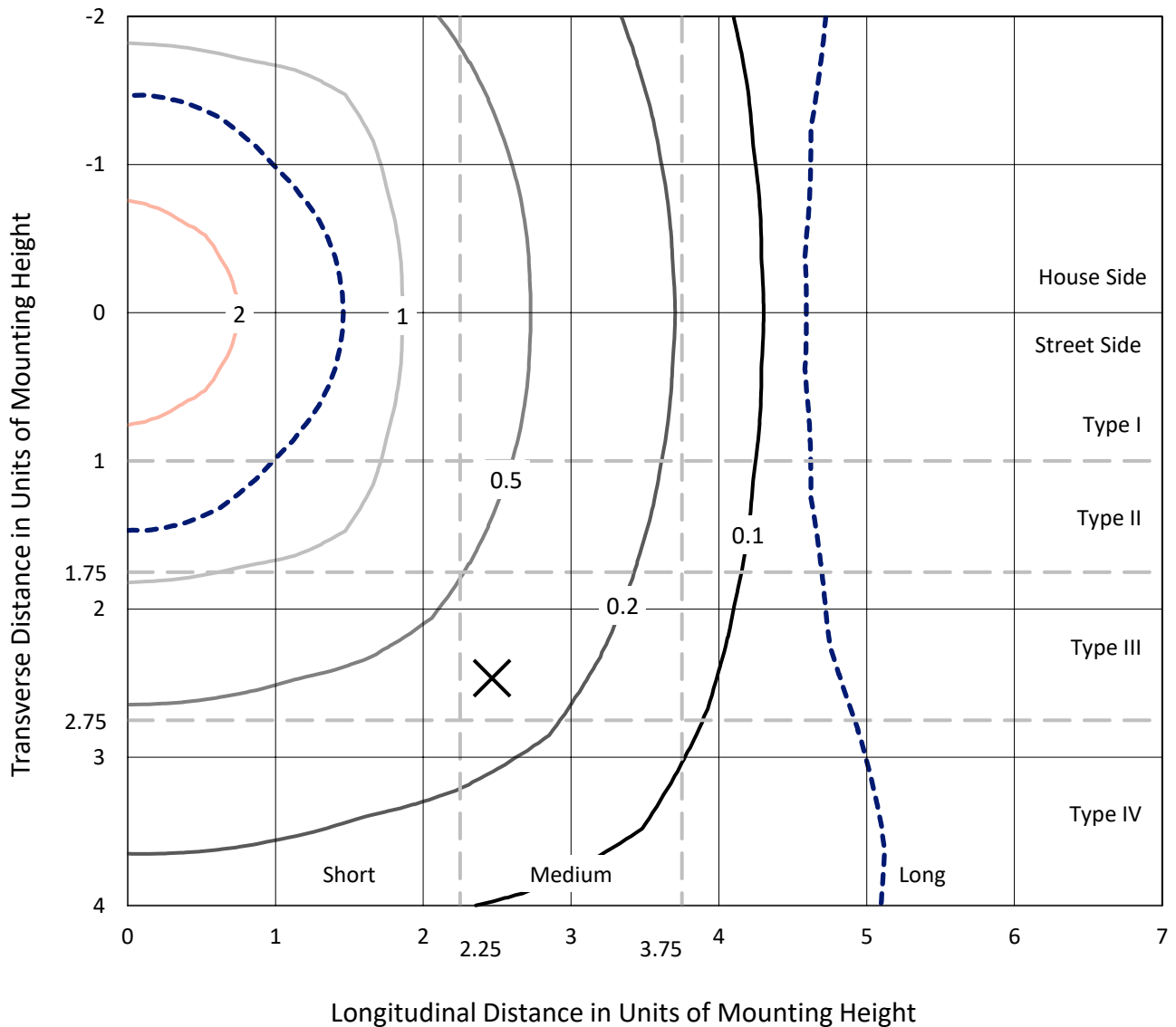
Input Watts (W): 48.9
Input Voltage (V): NR
Input Current (Ain): NR
Voltage Rise (V): NR
Power Factor: NR
Total Harmonic Distortion (THDi): NR
Frequency (hertz): 60
Stabilization Time: NR
Operation Time: NR
Ambient Temperature (°C): NR
Test Distance: 28.75 FT



REPORT NUMBER: P594118
 CATALOG NUMBER: ISC-PA1C-727-U-5WQ

Iso-Footcandle Lines of Horizontal Illumination

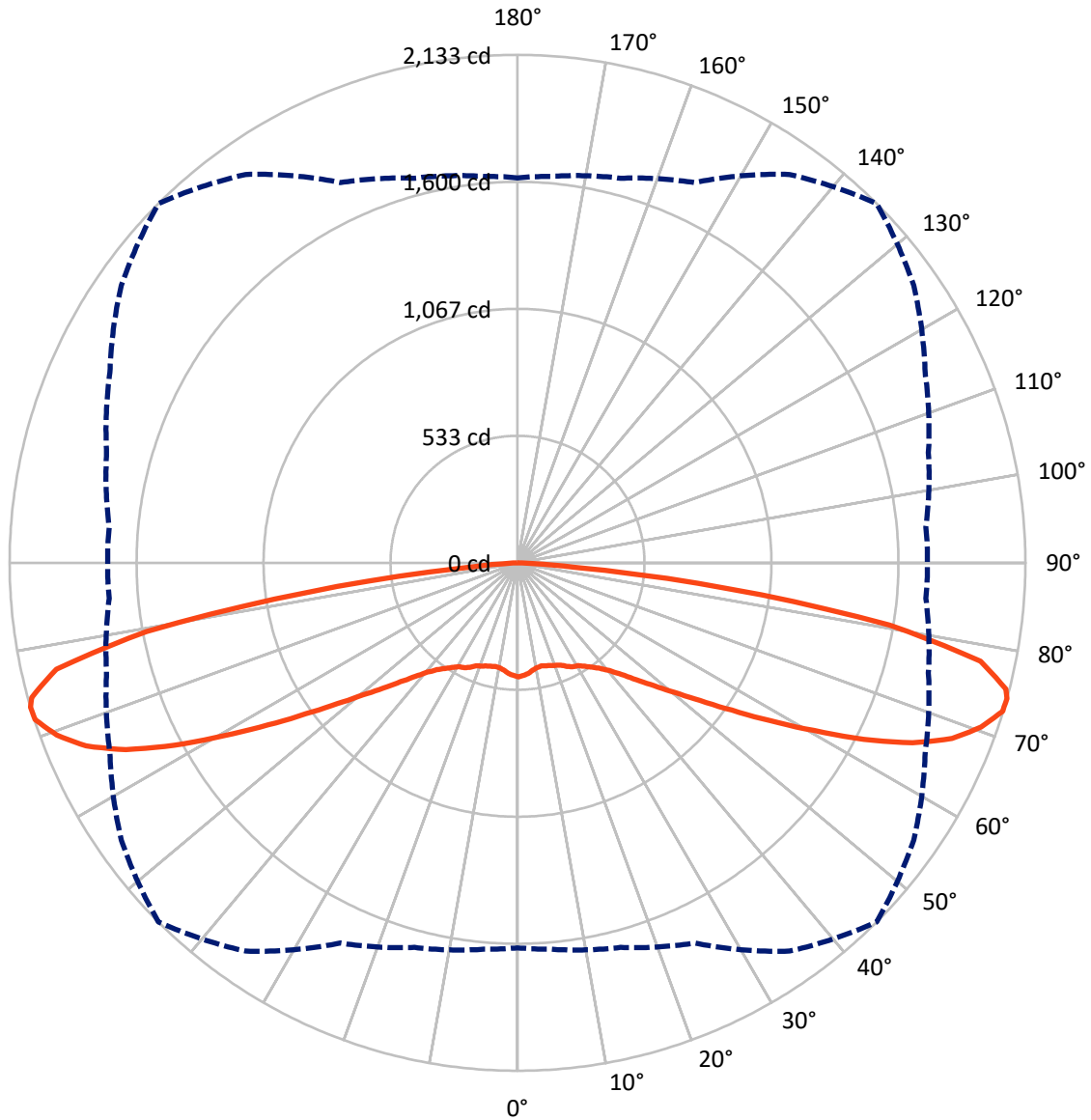
× Max cd
 - - - 1/2 Max cd



Based on 12 foot mounting height. Maximum calculated value = 3.3 fc
 Type V - Medium - N/A

REPORT NUMBER: P594118
CATALOG NUMBER: ISC-PA1C-727-U-5WQ

Luminous Intensity Polar Plot



— Vertical Plane Through 45-Deg Lateral - - - Horizontal Cone Through 74-Deg Vertical

REPORT NUMBER: P594118
 CATALOG NUMBER: ISC-PA1C-727-U-5WQ

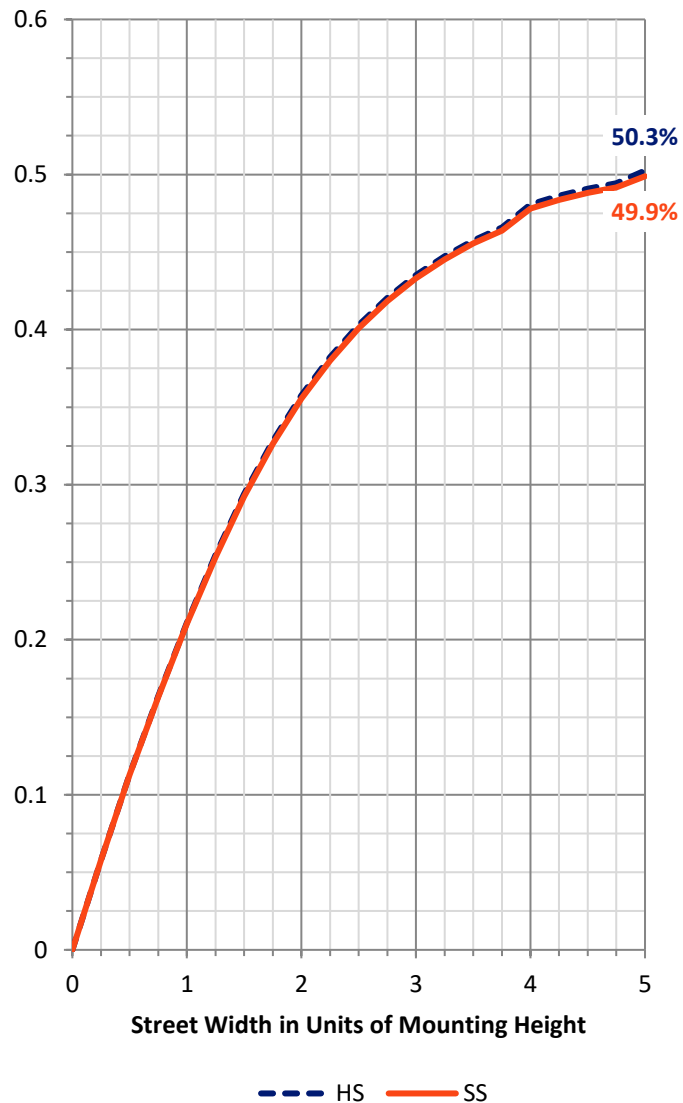
FLUX DISTRIBUTION:

		Downward	Upward	Total
House Side	Lumens	2903.5	0.0	2903.5
	% Fixture	50.0	0.0	50.0
Street Side	Lumens	2903.5	0.0	2903.5
	% Fixture	50.0	0.0	50.0
Total	Lumens	5807.0	0.0	5807.0
	% Fixture	100.0	0.0	100.0

ZONAL LUMENS:

Zone	Lumens	% Fixture
0°-10°	43.9	0.8
10°-20°	128.6	2.2
20°-30°	222.2	3.8
30°-40°	340.3	5.9
40°-50°	553.6	9.5
50°-60°	960.1	16.5
60°-70°	1590.0	27.4
70°-80°	1720.4	29.6
80°-90°	247.9	4.3
90°-100°	0.0	0.0
100°-110°	0.0	0.0
110°-120°	0.0	0.0
120°-130°	0.0	0.0
130°-140°	0.0	0.0
140°-150°	0.0	0.0
150°-160°	0.0	0.0
160°-170°	0.0	0.0
170°-180°	0.0	0.0
0°-90°	5807.0	100.0
0°-180°	5807.0	100.0

Coefficient of Utilization

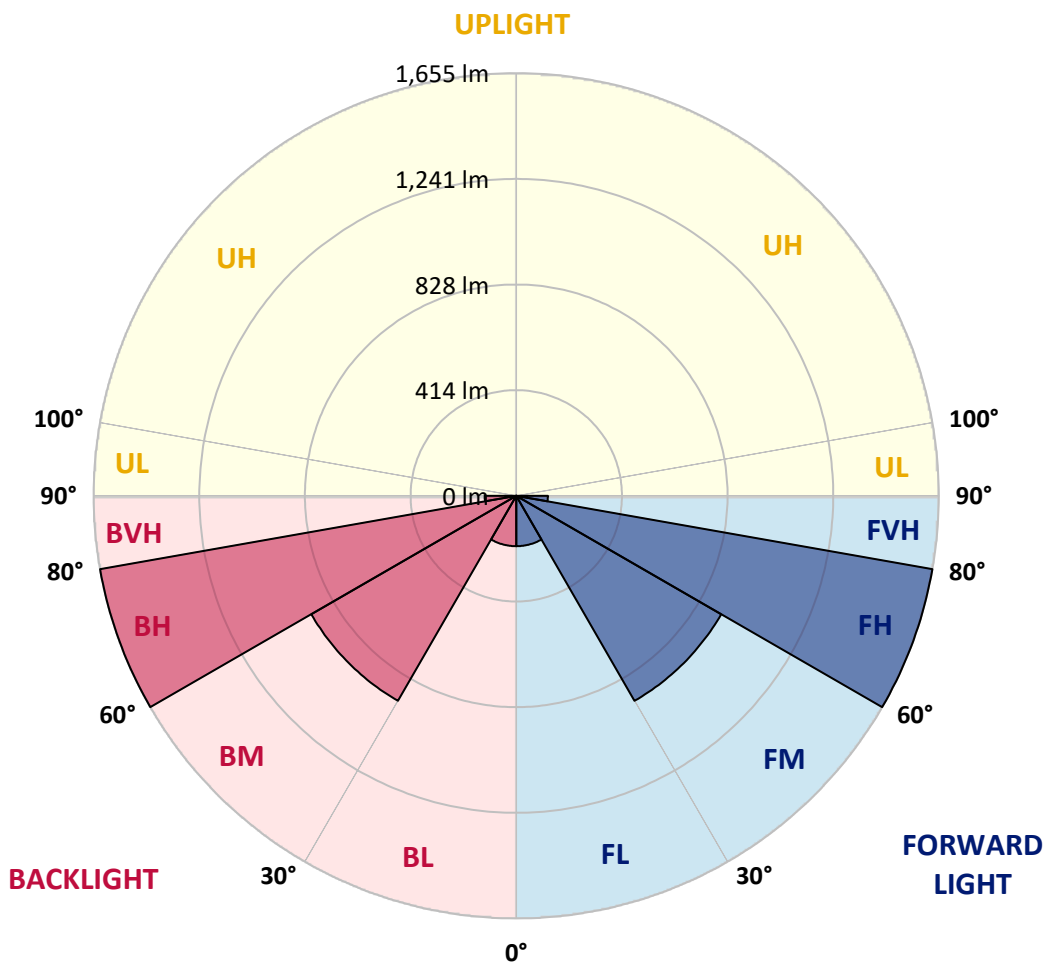


REPORT NUMBER: P594118
 CATALOG NUMBER: ISC-PA1C-727-U-5WQ

LUMINAIRE CLASSIFICATION SYSTEM LUMEN TABLE AND BUG RATING:

Zone	Lumens	% Fixture	Zone Rating/Lumen Limit		
			B	U	G
FL (0°-30°)	197.4	3.4			
FM (30°-60°)	927.0	16.0			
FH (60°-80°)	1655.2	28.5			G1/1800
FVH (80°-90°)	124.0	2.1			G2/225
BL (0°-30°)	197.4	3.4	B1/500		
BM (30°-60°)	927.0	16.0	B1/1000		
BH (60°-80°)	1655.2	28.5	B3/2500		G1/1800
BVH (80°-90°)	124.0	2.1			G2/225
UL (90°-100°)	0.0	0.0		U0/0	
UH (100°-180°)	0.0	0.0		U0/0	

BUG Rating: B3-U0-G2
 Type V Medium





REPORT NUMBER: P594118
 CATALOG NUMBER: ISC-PA1C-727-U-5WQ

CANDELA DISTRIBUTION (FULL):

	0°	5°	15°	25°	35°	45°	55°	65°	75°	85°	90°
0°	479.1	479.1	479.1	479.1	479.1	479.1	479.1	479.1	479.1	479.1	479.1
2.5°	472.2	473.5	473.5	472.2	473.5	473.5	473.5	474.9	473.5	476.3	474.9
5°	465.3	465.3	466.6	465.3	465.3	466.6	465.3	468.0	466.6	469.4	466.6
7.5°	454.2	454.2	454.2	454.2	455.6	455.6	455.6	458.4	458.4	458.4	457.0
10°	451.4	450.1	450.1	447.3	447.3	447.3	445.9	450.1	451.4	454.2	452.8
12.5°	452.8	452.8	450.1	447.3	445.9	444.5	444.5	448.7	452.8	454.2	454.2
15°	458.4	458.4	454.2	448.7	448.7	448.7	447.3	448.7	455.6	458.4	455.6
17.5°	462.5	461.1	457.0	454.2	454.2	452.8	452.8	452.8	457.0	461.1	461.1
20°	469.4	469.4	463.9	461.1	461.1	459.7	458.4	457.0	461.1	466.6	465.3
22.5°	479.1	476.3	472.2	469.4	468.0	466.6	463.9	465.3	468.0	472.2	472.2
25°	486.0	486.0	481.8	480.4	481.8	481.8	477.7	474.9	476.3	480.4	480.4
27.5°	488.7	488.7	486.0	486.0	491.5	494.2	488.7	483.2	480.4	484.6	483.2
30°	499.8	499.8	497.0	495.6	499.8	501.1	498.4	494.2	492.9	497.0	495.6
32.5°	519.1	517.7	513.6	509.4	510.8	517.7	512.2	510.8	510.8	515.0	516.3
35°	541.2	538.4	534.3	530.1	531.5	538.4	532.9	532.9	534.3	539.8	539.8
37.5°	572.9	570.2	564.7	555.0	553.6	561.9	560.5	561.9	567.4	570.2	572.9
40°	607.5	606.1	599.2	590.9	589.5	595.0	596.4	599.2	604.7	607.5	608.8
42.5°	657.2	654.4	643.3	635.1	633.7	640.6	643.3	646.1	653.0	655.8	658.5
45°	717.9	716.5	704.1	694.4	690.3	700.0	700.0	702.7	709.6	715.1	715.1
47.5°	784.2	782.8	773.1	762.1	763.5	770.4	769.0	770.4	775.9	781.4	785.5
50°	858.7	854.6	843.5	840.8	847.7	854.6	849.1	847.7	856.0	858.7	857.3
52.5°	940.2	936.0	930.5	930.5	947.1	959.5	955.4	942.9	942.9	941.6	940.2
55°	1036.8	1034.0	1032.7	1039.6	1067.2	1092.0	1076.8	1053.4	1043.7	1038.2	1041.0
57.5°	1137.6	1130.7	1143.1	1158.3	1213.5	1249.4	1225.9	1181.8	1168.0	1156.9	1151.4
60°	1239.8	1237.0	1254.9	1290.8	1369.5	1430.3	1398.5	1325.3	1300.5	1275.6	1275.6
62.5°	1339.2	1336.4	1362.6	1417.8	1542.1	1631.8	1573.9	1481.4	1433.0	1395.8	1390.2
65°	1459.3	1455.1	1484.1	1543.5	1709.1	1822.4	1749.2	1627.7	1569.7	1518.6	1511.7
67.5°	1557.3	1557.3	1595.9	1669.1	1850.0	1968.7	1877.6	1772.7	1705.0	1652.5	1647.0
70°	1651.2	1659.4	1688.4	1760.2	1957.7	2065.3	1982.5	1888.6	1827.9	1775.4	1769.9
72.5°	1691.2	1702.2	1731.2	1801.6	2004.6	2130.2	2033.6	1925.9	1861.0	1808.6	1801.6
74°	1616.7	1629.1	1671.9	1761.6	1990.8	2133.0	2030.8	1888.6	1786.5	1721.6	1721.6
75°	1532.4	1549.0	1600.1	1696.7	1961.8	2117.8	2001.8	1829.3	1687.1	1611.1	1615.3
77.5°	1181.8	1217.7	1272.9	1424.8	1760.2	1988.0	1779.6	1467.5	1239.8	1126.5	1123.8
80°	336.9	386.6	512.2	850.4	1337.8	1583.5	1307.4	868.4	613.0	466.6	448.7
82.5°	81.5	95.3	131.2	240.2	571.6	894.6	647.5	284.4	171.2	111.8	89.7
85°	34.5	37.3	59.4	82.8	157.4	237.5	150.5	96.6	70.4	31.8	30.4
87.5°	12.4	13.8	22.1	22.1	33.1	19.3	34.5	23.5	24.9	8.3	8.3
90°	0.0	0.0	0.0	0.0	0.0	0.0	0.0	0.0	0.0	0.0	0.0

(END OF REPORT)